



Please take a moment to look over this great offer from Wagner Meters that will save you time and money!

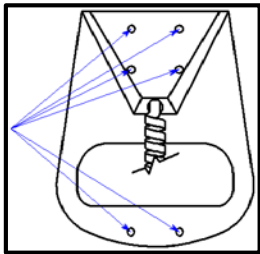


With a Spare Stack Probe Head in your stock, you can NOW eliminate the need and shipping expense of sending the whole Stack Probe in to Wagner. All you have to do is remove the Stack Probe Sensor Head, install Spare Probe Head and send just the damaged Probe Head in for repair/eval (see back of this card for the replacement procedure).

NO more downtime waiting for factory repair of your Stack Probe!

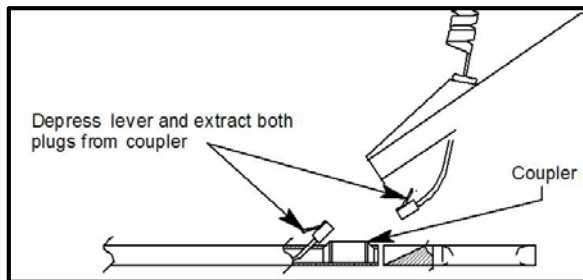
Call now to 1-888-750-5867 for pricing on Spare Stack Probe Sensor Heads, and take advantage of this GREAT OFFER from Wagner Meters.

1. Remove (6) handle screws.



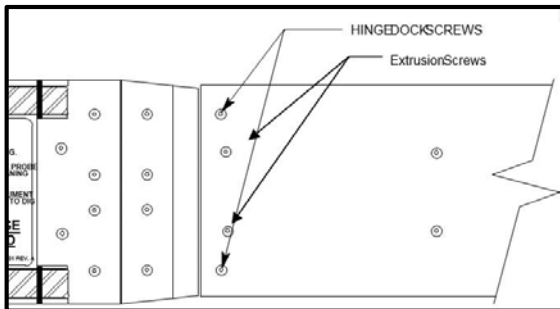
2. Separate Handle halves.

3. Disconnect both jacks from the coupler.



4. Loosen (2) inside Extrusion screws.

5. Remove (2) outside Hinge Dock screws.



6. Pull Probe Head and cable from the extrusion.

7. Reinstall in reverse order. Use string/wire to pull cable through shaft when reinstalling head.